

Report No.:18290KC10124402

# Test Report

Client Name : EcoFlow Inc.  
Address : Factory Building A202, Founder Technology Industrial Park, North side of Songbai Highway, Longteng Community, Shiyan Sub-district, Baoan District, Shenzhen City, Guangdong, China  
Product Name : 220W Bifacial Solar Panel  
Date : 2022.4.8

## Shenzhen Anbotek Compliance Laboratory Limited



## Marking

1. The test report is invalid without the official stamp of Shenzhen Anbotek Compliance Laboratory Limited.
2. Nobody is allowed to photocopy or partly photocopy this test report without written permission of Shenzhen Anbotek Compliance Laboratory Limited.
3. The test report is invalid without the signatures of testing engineer, reviewer and approver.
4. The test report is invalid if altered.
5. Objections to the test report must be submitted to Shenzhen Anbotek Compliance Laboratory Limited within 15 days.
6. The test report is valid for the tested samples only.
7. As for test verdict, “—” means “no need for judgment” “N/A” means “not applicable”.
8. The data results in this report are only used for scientific research, teaching or internal quality control purposes.



Report No.:18290KC10124402

# TEST REPORT

**Client Name** : EcoFlow Inc.  
**Address** : Factory Building A202, Founder Technology Industrial Park, North side of Songbai Highway, Longteng Community, Shiyan Sub-district, Baoan District, Shenzhen City, Guangdong, China

**Report on the submitted sample(s) said to be:**

**Product Name** : 220W Bifacial Solar Panel

**Model** : /

**Trademark** : ECOFLOW

**Description** : /

**Sample(s) received quantity** : 2pcs

**Sample(s) Testing quantity** : 2pcs

**Manufacturer** : EcoFlow Inc.

**Factory** : /

**Sample(s) received Date** : 2021.10.8

**Testing period** : 2021.10.9 - 2021.10.12

**Report Date** : 2022.4.8

**Test Conclusion:**

**Test item** : IP68

**Test standard** : IEC 60529:1989+A1:1999+A2:2013

**Evaluation** : Pass

**Prepared by:**

name: Carlos Ye  
Title: Test Engineer

**Checked by:**

name: Jimmy Zhou  
Title: Lab Deputy Manager

**Approved by:**

name: Jeff Zhu  
Title: Authorized Signatory



Report No.:18290KC10124402

**1. Test standards****IEC 60529:1989+A1:1999+A2:2013 Degrees of protection provided by enclosures(IP Code)****2. Conformity verification-Summary of inspection**

Clause	Summary of inspection	Test result		
		N/A.	Pass	Fail
12	TESTS FOR PROTECTION AGAINST ACCESS TO HAZARDOUS PARTS INDICATED BY THE FIRST CHARACTERISTIC NUMERAL	<input type="checkbox"/>	<input checked="" type="checkbox"/>	<input type="checkbox"/>
13	TESTS FOR PROTECTION AGAINST SOLID FOREIGN OBJECTS INDICATED BY THE FIRST CHARACTERISTIC NUMERAL.	<input type="checkbox"/>	<input checked="" type="checkbox"/>	<input type="checkbox"/>
14	TESTS FOR PROTECTION AGAINST WATER INDICATED BY THE SECOND CHARACTERISTIC NUMERAL.	<input type="checkbox"/>	<input checked="" type="checkbox"/>	<input type="checkbox"/>

Test case verdicts:

N/A.: Test case does not apply to the test object

P: Test item does meet the requirement

F: Test item does not meet the requirement

**2.1 Environmental Conditions :**

Environmental Temperature: 15℃~35℃

Relative Humidity: 25%~75%

Pressure: 86kpa~106kpa

**2.2 Test equipment :**

Equipment Name	Equipment No.	Model	Validity Period
Water proof test system	SE-1154	GR-IPX8A	2022.7.11
Dust proof chamber	SE-1152	GR-IPPCA01	2022.7.11
IP tester D	SE-1398	IP4X	2022.8.12

Report No.:18290KC10124402

### 3. Test information and results

IEC 60529:1989+A1:1999+A2:2013

Clause	Requirement-Test	Verdict
--------	------------------	---------

11.4	Combination of test conditions for the first characteristic numeral	
	Designation with a first characteristic numeral implies that all test conditions are met for this numeral.	

	First characteristic number	Test for protection against		Verdict
		Access to hazardous parts	Solid foreign objects	
Table 5	0	No test required	No test required	N/A
	1	The sphere of 50mm $\phi$ shall not fully penetrate and adequate clearance shall be kept		N/A
	2	The jointed test finger may penetrate up to its 80 mm length, but adequate clearance shall be kept	The sphere of 12.5mm $\phi$ shall not fully penetrate	N/A
	3	The test rod of 2.5 mm $\phi$ shall not penetrate and adequate clearance shall be kept		N/A
	4	The test wire of 1.0mm $\phi$ shall not penetrate and adequate clearance shall be kept		N/A
	5	The test wire of 1.0 mm $\phi$ shall not penetrate and adequate clearance shall be kept	Ingress of dust is not totally prevented, but dust shall not penetrate in a quantity to interfere with satisfactory operation of the apparatus or to impair safety	N/A
	6	The test wire of 1.0 mm $\phi$ shall not penetrate and adequate clearance shall be kept	No ingress of dust	P
	In the case of the first characteristic numerals 1 and 2, "not fully penetrate" means that the full diameter of the sphere shall not pass through an opening of the enclosure.			

Report No.:18290KC10124402

IEC 60529:1989+A1:1999+A2:2013

Clause	Requirement-Test	Verdict
--------	------------------	---------

13	TESTS FOR PROTECTION AGAINST SOLID FOREIGN OBJECTS INDICATED BY THE FIRST CHARACTERISTIC NUMERAL			
13.1	Test means			
	Test means and the main test conditions are given in Tab.7.			
	Tab.VII-7 Test means for the tests for protection against solid Foreign objects			
Table 7	First characteristic numeral	Test means	Test force	Verdict
	0	No test required	No test required	N/A
	1	Rigid sphere without handle or guard 50mm diameter	50 N ± 10 %	N/A
	2	Rigid sphere without handle or guard 12.5mm diameter	30 N ± 10 %	N/A
	3	Rigid steel rod 2.5mm diameter with edges free from burrs	3 N ± 10 %	N/A
	4	Rigid steel rod 1mm diameter with edges free from burrs	1 N ± 10 %	N/A
	5	Dust chamber Fig.2,with or without underpressure	N/A	N/A
	6	Dust chamber Fig.2,with underpressure	N/A	P
13.2	Test conditions for first characteristic numerals 1, 2, 3, 4			
	The object probe is pushed against any openings of the enclosure with the force specified in table 7.			
13.3	Acceptance conditions for first characteristic numerals 1, 2, 3, 4			Verdict
	The protection is satisfactory if the full diameter of the probe specified in table 7 does not pass through any opening.			N/A
13.4	Dust test for first characteristic numerals 5 and 6			Verdict
	The test is made using a dust chamber incorporating the basic principles shown in figure 2 whereby the power circulation pump may be replace by other means suitable to maintain the talcum powder in suspension in a closed test chamber. The talcum powder used shall be able to pass through a square-meshed sieve the nominal wire diameter of which is 50 and the nominal width of a gap between wires 75µm . The amount of talcum powder to be used is 2Kg per cubic metre of the test chamber volume. It shall not have been used for more than 20 tests.			P



Report No.:18290KC10124402

IEC 60529:1989+A1:1999+A2:2013

Clause	Requirement-Test	Verdict
--------	------------------	---------

	Dust test for first characteristic numerals 5 and 6	Verdict
	Enclosures are of necessity in one of two categories: Category1: Enclosures where the normal working cycle of the equipment causes reductions in air pressure within the enclosure below that of the surrounding air, for example, due to thermal cycling effects. Category 2:Enclosures where no pressure difference relative to surrounding air is present.	P
13.4	Category 1 enclosures: The enclosure under test is supported inside the test chamber and the pressure inside the enclosure is maintained below the surrounding atmospheric pressure by a vacuum pump.The suction connection shall be made to a hole specially provided for this test. A volume of air 80 times the volume of the sample enclosure tested without exceeding the extraction rate of 60 volumes per hour. In no event shall the depression exceed 2 kPa(20 mbar) on the manometer shown in figure 2.	P
	Category 2 enclosures: The enclosure under test is supported in its normal operating position inside the test chamber, but is not connected to a vacuum pump. Any drain-hole normally open shall be left open for the duration of the test.The test shall be continued for a period of 8h.	N/A
13.5	Special conditions for first characteristic numeral 5	
	Test conditions for first characteristic numeral 5	Verdict
13.5.1	The enclosure shall be deemed category 1 unless the relevant product standard for the equipment specifies that the enclosure is category 2.	N/A
	Acceptance conditions for first characteristic numeral 5	Verdict
13.5.2	The protection is satisfactory if, on inspection, talcum powder has not accumulated in a quantity or location such that, as with any other kind of dust, it could interfere with the correct operation of the equipment or impair safety. Except for special cases to be clearly specified in the relevant product standard, no dust shall deposit where	N/A
13.6	Special conditions for first characteristic numeral is 6	
	Test conditions for first characteristic numeral is 6	Verdict
13.6.1	The enclosure shall be deemed category 1, whether reductions in pressure below the atmospheric pressure are present or not	P
	Acceptance conditions for first characteristic Numeral 6	Verdict
13.6.2	The protection is satisfactory if no deposit of dust is observable inside the enclosure at the end of the test.	P

Report No.:18290KC10124402

IEC 60529:1989+A1:1999+A2:2013

Clause	Requirement-Test	Verdict
--------	------------------	---------

14	TESTS FOR PROTECTION AGAINST WATER INDICATED BY THE SECOND CHARACTERISTIC NUMERAL					
14.1	Test means					
	The test means and the main test conditions are given in the table 8					
Table 8	Test means and main test conditions for the tests for Protection against water					Verdict
	Second Characteristic numeral	Test means	Water flow rate	Duration of test	Test conditions	
	0	No test required	N/A	N/A	N/A	N/A
	1	Drip box Fig.3 Enclosure on turntable	1 mm/min	10 min	14.2.1	N/A
	2	Drip box Fig.3 Enclosure in 4 fixed positions of 15° tilt	3 mm/min	2.5 min for each position of tilt	14.2.2	N/A
	3	Oscillating tube Fig.a Spray ±60° from vertical, distance max.200mm	0.07L/min ±5% per hole, multiplied by Number of holes 10L/min ±5%	10min	14.2.3a)	N/A
		Spray nozzle Fig.5 Spray ±60° from vertical		1 min/m <sup>2</sup> at least 5 min	14.2.3b)	N/A
	4	As for numeral 3 Spray ±180° from vertical	As for numeral 3	As for numeral 3	14.2.4	N/A
	5	Water jet hose Nozzle Fig.6 Nozzle 6.3mm diameter, distance 2.5m to 3m	12.5L/min ±5%	1 min/m <sup>2</sup> at least 3 min	14.2.5	N/A
	6	Water jet hose Nozzle Fig.6 Nozzle 12.5mm diameter, distance 2.5m to 3m	100L/min ±5%	1 min/m <sup>2</sup> at least 3 min	14.2.6	N/A



Report No.:18290KC10124402

IEC 60529:1989+A1:1999+A2:2013


Clause	Requirement-Test					Verdict
Table 8	Second Characteristic numeral	Test means	Water flow rate	Duration of test	Test conditions	Verdict
	7	Immersion tank Water-level on Enclosure:0.15m above top 1m above bottom	N/A	30min	14.2.7	N/A
	8	Immersion tank Water-level:by agreement	N/A	by agreement	14.2.8	P
	9	Fan jet nozzle Figure 7 Test of small enclosure on turntable Figure12 Turntable speed (5±1)r/min Spray at 0° , 30° , 60° , 90°	(15±1)L/min	30s per position	14.2.9(a)	N/A
		Test of large enclosures as per intended use Spray from all practical directions Distance (175±25)mm		1min/m <sup>2</sup> at least 3 min	14.2.9(b)	N/A
14.2.8	Test for second characteristic numeral 8					Verdict
	Depth:1m Test time:24 hours					P

**4.Test result:**

Sample No.	Test Item	Test requirements	Test result	Evaluation
18290KC101 244-1-2-1	IP6X	There is no dust enter the sample inside and the test wire of 1.0 mm $\phi$ shall not penetrate the sample inside.	There is no dust enter the sample inside and the test wire of 1.0 mm $\phi$ doesn't penetrate the sample inside.	Pass
18290KC101 244-1-2-2	IPX8	There is no water enter the sample inside or the water inside does not affect the electrical properties of the sample.	There is no water enter the sample inside.	Pass

Report No.:18290KC10124402

## 5. Photos




IP6X-Before test




IP6X-Test set-up



Report No.:18290KC10124402



IP6X-After test




IP6X-After test



Report No.:18290KC10124402




IP6X-After test




IPX8-Before test

Report No.:18290KC10124402




IPX8-Test set-up



IPX8-After test



Report No.:18290KC10124402



IPX8-After test

\*\*\*End of Report\*\*\*